



## **808 nm Laser Diode, Fiber Coupled, 15 Watts Output Power**

- 15 Watt, 808nm, CW Laser Diode
- Fiber Core: 400  $\mu\text{m}$ , 0.22NA
- Includes Red Pilot Laser
- SMA905 Fiber Connector
- Integrated 10K Thermistor
- Integrated Monitor Photodiode

### RLS808/15W DATA SHEET

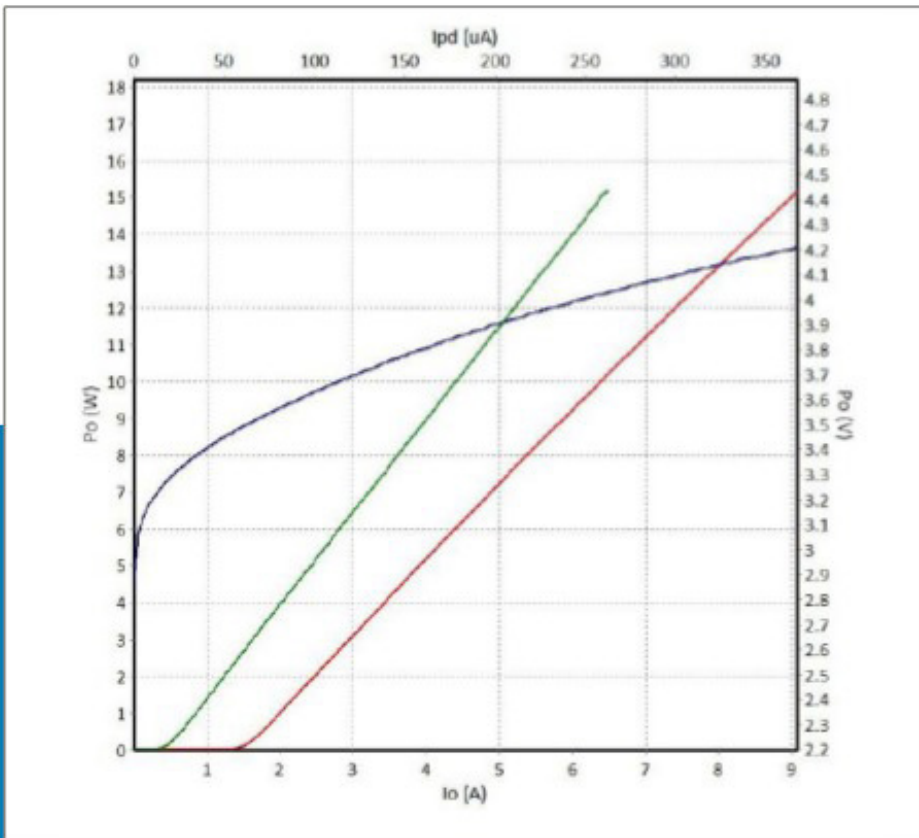


WORLD LEADING PRODUCTS  
FOR LASER SCIENTISTS AND ENGINEERS

DATA SHEET

**RLS808/15W Product Overview**

This 808nm laser diode offers CW output power of 15 Watts from its 400µm aperture. The packaging of these devices was developed to ensure high reliability through an advanced thermal design. The packages thermal design allows them to operate at high temperatures up to 70 °C. Their high flatness base plate can be easily soldered to a heat sink. These modules offer a spectral width of less than 6 nm and efficient fiber coupling. These multimode 808nm sources have an integrated monitor PD to allow the user to drive them in a power feedback mode. They also come with an integrated 10K thermistor for temperature monitoring.



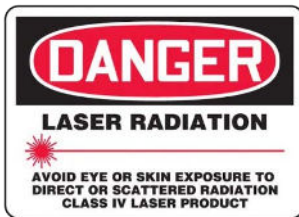
## RLS808/15W SPECIFICATIONS

### SPECIFICATIONS

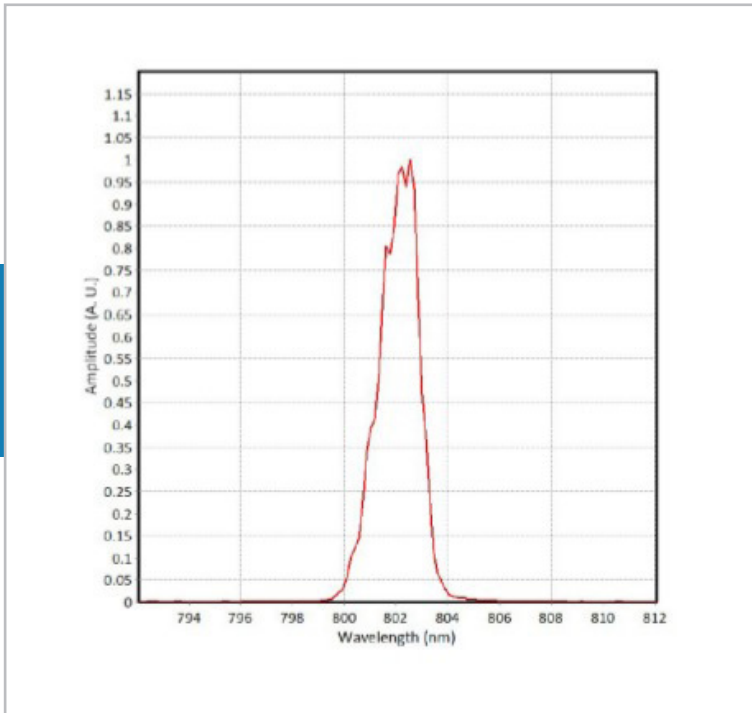
Optical CW Output Power:	(min) 15 Watts
Center Wavelength:	808 nm ( $\pm 10$ nm)
Animimg Beam Voltage:	2.2 Volts
Threshold Current:	1.54 Amps
Operating Current:	9.4 Amps
Operating Voltage:	4.2 Volts
Spectral Width:	< 6.0 nm
Temperature drift of wavelength:	0.3 nm/ °C
Slope Efficiency:	1.8 W/A
PD current:	< 3000 uA
Thermistor:	10 k $\Omega$

### FIBER

Fiber Core Diameter:	400 $\mu$ m
Connector:	SMA905



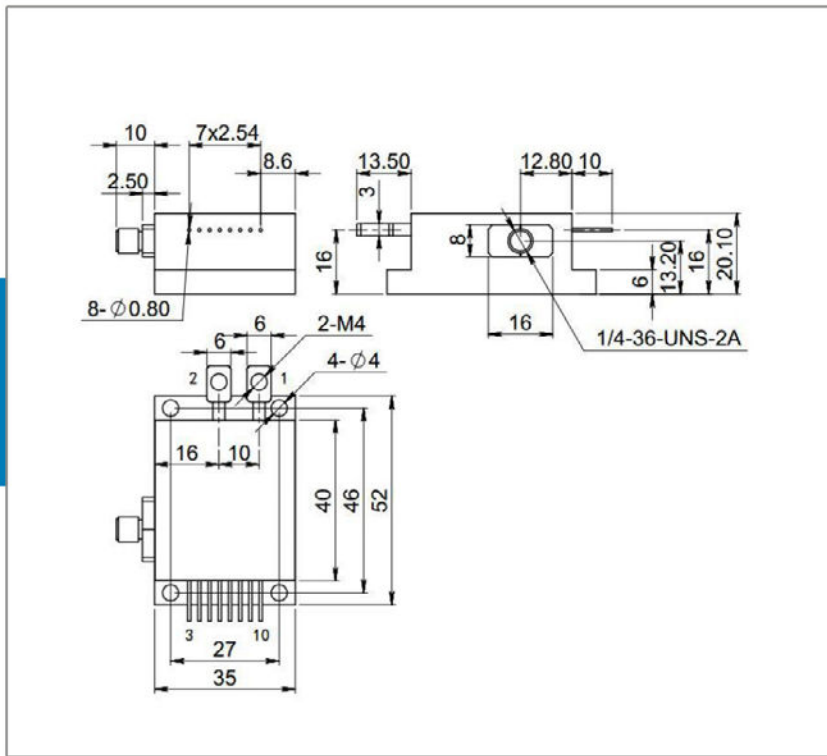
DATA SHEET



**Package Dimensions (mm)**

Pin	Function
1	Laser (+)
2	Laser (-)
3	FCD LED (-)
4	FCD LED (+); FCD PD(N)
5	FCD PD(P)
6	Aiming Beam LD(+);[DC]; PD(N)
7	Aiming Beam LD(-);[GND]
8	PD(P)
9	Thermistor
10	Thermistor

DATA SHEET



**Product Warranty:**

In addition to the standard full one year warranty, this product is offered with an additional 3 months of extended warranty for a total of 15 months of warranty coverage. The warranty includes all parts and labor. The warranty does not include customer induced product damage.

**Our Customer Commitment:**



**You Get Direct, Fast Tech-Support from a Product ENGINEER ... Not a Sales Person**

You get DIRECT access to the correct factory engineer for your product. We eliminate the sales person "middle-man" back and forth time delays resolving technical issues. No more "Contact Us" forms. Every product has an assigned engineer in our auto-messaging data base to give you direct, immediate access to the correct tech-support info.



**You Get an Extended Warranty**

All products from Laser Lab Source come with a 12 month factory warranty. Additionally, we offer and extra 3 months of warranty on top of the standard warranty. *Warranty does not include customer induced product damage.*



**You Get the Lowest Factory-Direct Prices Worldwide**

All of our 3rd party global suppliers set & quote their own direct pricing. There are NO Mark-Up's. You get their lowest direct price.